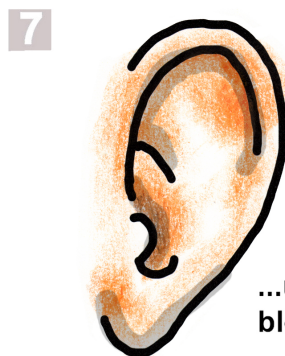
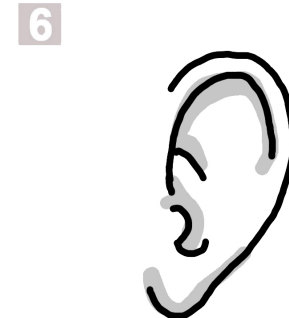
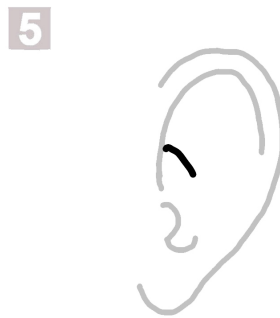





Wie zeichnet man eigentlich ein Ohr?

- Step-By-Step Anleitung



Tiefenwirkung durch
Schattenkontur...

...und mit Wachsmal-
blöcken koloriert.

Weitere Beispielvarianten ...

